

East Coldenham K-5 Science Fair

This year's PTA Science Fair will be on Thursday, February 21st, 2019!

Dear Students and Parents,

Our PTA Science Fair will be held on Thursday, February 21, 2019 (Snow date 2/22/19), in the gym, from 6:30 – 7:30. This is a great opportunity to learn more about a particular science topic that you are especially interested in. All students need to use the Scientific Method with their projects. A copy of these procedures are attached, for your reference, to help you plan out your idea. You can find many great books, in the library, to help you with your project. Below are several websites that you can check out as well. Your Science Fair project will be completed at home. Your project can be done individually or with a partner.

If you decide that you would like to participate, please complete the form below and return it to school by February 1st. We hope that many of you will decide to participate in this fun event!

Sincerely,

Danielle Quitoni
2nd Grade Teacher

Here are some great websites to help you get started:

<http://edtecher.hubpages.com/hub/k12interactivescienceprojects>

<http://www.all-science-fair-projects.com/>

<http://chemistry.about.com/>

<http://www.sciencebuddles.org/>

<http://billnye.com/>

-----Cut here and return to you teacher-----

Student's name: _____ Teacher: _____

_____ Yes, I would like to participate in the Science Fair this year!

_____ Yes, I have a partner. Name: _____

Parent's signature: _____

Do you require power? YES or NO

Briefly describe your project:

E.C. Science Fair : February 21, 2018

Dear Boys and Girls,

I hope that your science fair project is progressing nicely. Remember to follow the steps for the Scientific Method, which is attached for reference. You have all picked great topics to study and research. If you need any help, please ask your parents or your teacher for assistance.

Here are a few things to remember:

- Make sure that your project has your NAME and ROOM NUMBER on it.
- You should make a poster or display board explaining what your project is about, what you are trying to prove and what your results were. If you need a display board, you can find them at A.C. Moore, Michaels, or Staples.
- Make your board colorful and interesting. Be sure your board has a TITLE that is easy to see.
- Any information you researched should be displayed on your board or poster, as well as any pictures you took of your project along the way.

Important Information:

1. When to bring your project to school: You can bring your project to school and you can set up your project Thursday morning between 8:00am -8:45am. East Coldenham students will be able to view all projects on Thursday, 2/21, during the day, and then the Science Fair will be open that evening between 6:30pm – 7:30pm.
2. Students will have an assigned spot in the gym to set up. All tables will be labeled. Please keep in mind that there is limited space. There will be enough space for your board to be open and a little room in front of the board for displaying your items.
3. Please let me know, ahead of time, if your project requires electricity. I need to make special arrangements before the day of the Science Fair.
4. If your project contains water or fluid that could possibly spill over (like a volcano), please make sure you have something under it to catch the fluid. We do not want the gym floor to get wet. A large aluminum baking pan or cookie sheet with sides works well.
5. Please make plans to take your project home after the Science Fair is complete on Thursday evening.

I look forward to seeing you and your family on Thursday night, February 21st at 6:30. If you have any questions, please contact me at danielle.quitoni@valleycentralschools.org

Sincerely,


Danielle Quitoni
2nd Grade Teacher

Thank you all for participating in this year's fair and congratulations on your efforts!

Experiment: _____

Scientist: _____

Our Question:




Our Equipment:




Prediction: (What I think will happen)



Method: (What did we do?)



Results: (What happened and why)



Date: _____